

# CLEAR VINYL STRIP CURTAIN DOORS

## COOLER AND FREEZER

**Versatile low-cost, see-through doors for many openings where better control of temperature, dust, fumes, noise or air flow is needed.**



### SPECIFICATIONS: STANDARD DOOR

(For Temperatures 0°F. to + 150°F. – indoor or outdoor applications.)

Supply where indicated on plans Jamison Clear Vinyl Strip Curtain Doors. Door strips to be .12" thick by 12" wide with ultra violet property and rounded edges arranged in a concave, convex construction with 2/3 (8")

overlap to provide proper interlock and good seal. Curtain door shall be provided with mounting hardware, and bolts and nuts for assembly.

ARCHITECT TO SELECT AND SPECIFY JAMB MOUNT OR FACE OF WALL MOUNT AND TYPE OF HARDWARE SYSTEM. (See details on back of sheet.)

### SPECIFICATIONS: LOW TEMPERATURE DOOR

For temperatures -40°F. to + 100°F. – indoor applications only.)

Supply where indicated on plans Jamison Clear Vinyl Strip Curtain doors. Door strips to be .12" thick by 12" wide, low temperature material, with rounded edges arranged in a concave, convex construction with 2/3 (8")

overlap to provide proper interlock and good seal. Curtain door shall be provided with mounting hardware, and bolts and nuts for assembly.

ARCHITECT TO SELECT AND SPECIFY JAMB MOUNT OR FACE OF WALL MOUNT AND TYPE OF HARDWARE SYSTEM. (See details on back of sheet.)

### OPTIONS: (SPECIFY which options are desired)

1. Full overlap construction. Recommended for applications involving drafts, wind, noise and exterior installations.
2. Door strips available .06" thick x 6" wide with 2/3 (4") overlap or full overlap construction. Recommended for internal use only, 8' maximum height.
3. Door strips available .08" thick x 8" wide with 1/2 (4") overlap or full overlap construction. Recommended for personnel traffic.
4. Door strips available .16" thick x 16" wide with 2/3 overlap or full overlap construction. Recommended for openings over 13' in height.
5. Ribbed type material available in 8", 12" or 16" strips, standard or low temperature. Recommended for applications where heavy material handling vehicles are used.
6. Orange-colored strips available for installation on right and left side of doorway for safety, to outline opening. NOT AVAILABLE IN LOW TEMPERATURE MATERIAL.

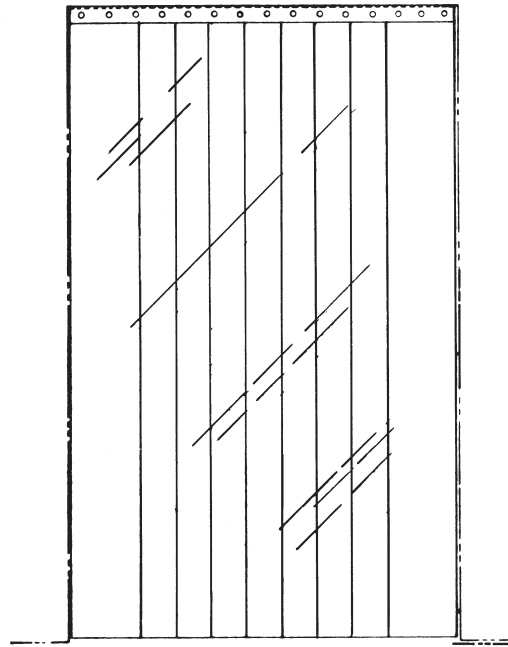
# APPLICATION INFORMATION

## How To Select

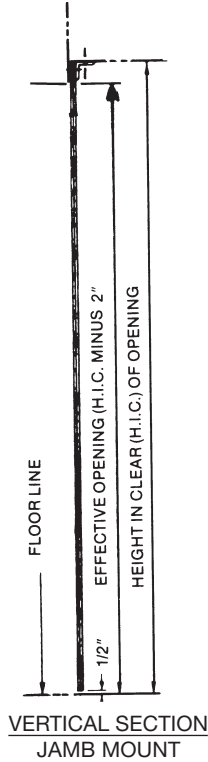
1. Determine where you will hang the door or curtain. Is it a Header/Face of wall or Under Header/Between Jamb mounting? Measure the height and width of the opening. For face mounting add 12 inches to the width and 3 inches to the height measurements. For between jamb mounting take the exact inside dimensions of the opening.
2. Determine strip width, overlap and type of material.

STRIP TYPE	APPLICATIONS
<b>Standard</b>	Ideally suited for most interior/exterior applications with low to moderate traffic, UV properly reduces yellowing. Withstands temperatures from 0 to 150.
<b>Ribbed</b>	Interior/exterior with moderate to heavy traffic, especially where heavy material handling vehicles operated. Withstands temperatures from 0 to 150. Resists scratching - extended product life.
<b>USDA/Low Temp</b>	For refrigerated areas, or other areas where food handling is involved. For temperatures from -40 to 100. Recommended for interior use only. Available in standard and ribbed type material.

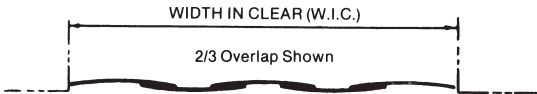
GENERAL CONFIGURATIONS FOR STRIP DOOR APPLICATIONS				
Width of Material	Gauge	Recommended Max. Interior Ht.	Recommended Max. Exterior Ht.	Overlap
6"	.060	8'	N/A	2/3
8"	.080	8'	N/A	1/2
8"	.080	10'	8'	full
12"	.120	13'	10'	2/3
12"	.120	13'	13'	full
16"	.160	20'	17'	2/3
16"	.160	20'	20'	full



FRONT ELEVATION - JAMB MOUNT  
(Face of Wall Mount laps wall 3" at head)



VERTICAL SECTION  
JAMB MOUNT

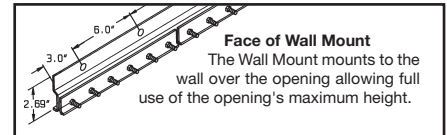
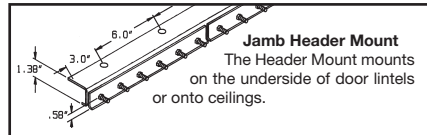


HORIZONTAL SECTION - JAMB MOUNT  
(Face of Wall Mount laps wall 6" on each side)

## MOUNTING HARDWARE SYSTEMS

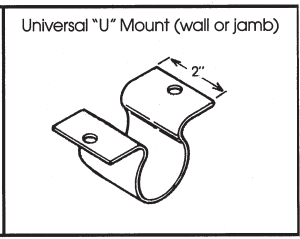
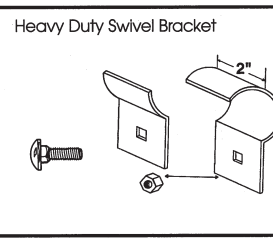
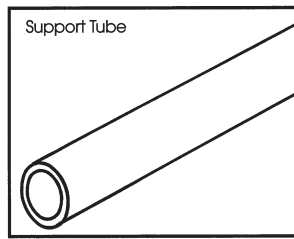

### A - Angle Iron Hanger

Hanger Mount hardware comes in 10' lengths and is made of heavy duty 14 gauge galvanized steel. Strips hang from permanent 1/4" studs on a base plate and are secured by a reinforcement plate and lock nuts. The studs are on 2" centers. Pre-drilled holes allow easy installation.



### B - Support Tube and Swivel Bracket

Support Tube and Swivel Bracket hardware is designed to increase the life of vinyl strips by hanging each strip from a hinge-like bracket reducing flex fatigue. Individual brackets allow for easy replacement of individual strips if necessary. 1 1/2" Support Tubes with Swivel brackets which are 2" wide, 1/8" thick mild steel - zinc plated and rustproof



SPECIALLY ENGINEERED DOORS BY  
**JAMISON**

Jamison Door Company • P.O. Box 70 • Hagerstown, MD 21741-0070  
Call Toll Free • 1-800-532-3667 or 301-733-3100  
FAX: 301-791-7339  
INTERNET: <http://www.jamisondoor.com>  
E-MAIL: [contact@jamisondoor.com](mailto:contact@jamisondoor.com)