

JAMISON

*It's not just
the door.
It's what's
behind it.*

*After more than 110 years, we
know a thing or two about
making a superior door.*



Jamison Door® | 55 JV Jamison Drive | Hagerstown, MD 21740
☎ 1-800-JDC-DOOR (1-800-532-3667) | www.jamisondoor.com

When you buy Jamison, you buy more than a door.

You buy the expertise and experience of a company with demonstrated leadership in the design and manufacture of doors for all types of environments. Our involvement dates back a century and has produced innovative solutions to every cooler and freezer requirement.

Our strong commitment to research and development, our engineering know-how, and our highly-skilled workforce enable us to successfully handle projects of any size or complexity. As a result, Jamison Doors are chosen most often throughout the food, pharmaceutical, and all other temperature-controlled industries.

JAMISON DOOR®

JAMISON JAMOTUF®

JAMISON BMP®

JAMISON HCR®



Table of Contents

Table of Contents	1	DynamicRoll® Frigo 2 Doors	23
Cold Storage Doors Overview	2	BMP® Pack Doors	24
Mark IV® Horizontal Sliding Doors	4	BMP® Mega Pack Doors	25
Mark IV® Food Pro Doors	6	BMP® Crane Doors	26
Vertical/Overhead Sliders	7	BMP® Technical Data	27
Versaflex® Doors	8	HCR® Air Door Overview	28
Plyfoam® I Swing Doors	9	AC Doors	29
Plyfoam® II Doors	10	CAC Doors	30
Jamolite® Doors	11	NPAC Doors	31
Specialty Doors	12	DCAV Doors	32
Jamotuf® Doors	14	3CAV Doors	33
BMP® Overview	16	Hybrid – AC/CAC & Versaflex® Doors	34
DynamicRoll® Doors	18	Hybrid – AC/CAC & Fabric Roll-Up Doors	35
DynamicRoll® Stainless Doors	19	PCAV® – Push-Thru Freezer Vestibule	36
DynamicRoll® Food PE Doors	20	S-PCAV Push-Thru Freezer Vestibule	37
DynamicRoll® Clean Room Doors	21	ECAV/ASSD Doors	38
DynamicRoll® Retail Doors	22	MCAC – Conveyors	39
		HCR® Air Door Options	40

Overview

Why Customers Choose Jamison

Since 1906, Jamison Door Company has pioneered the cold storage door industry in unsurpassed product quality, customer service, and technical support for our customers. We look forward to taking our long history of quality products into another century with you, our valued customer. We've worked hard to earn our reputation as the industry leader, and we're totally committed to 100% customer satisfaction.

Our products, service, and warranty are the strongest in the industry. Our entire customer service team, engineering department, and management staff will always be available to assure your complete satisfaction. If you have a concern or question related to your Jamison product, simply call us at 800.532.3667. We will find the right solution that meets your needs.

- ➔ Each door is engineered for your application
- ➔ Hand-constructed framing and quality hardware for a longer door life
- ➔ Special focus on gasket materials, design, and ease of installation
- ➔ Patented Diamond-Trac System® low friction makes even large doors easy to move
- ➔ 5-year limited warranty on all Mark IV® Doors and Plyfoam® Doors

DOE Compliance: We have had our doors tested by a third party lab to determine thermal performance and can be made compliant.



THE WORLD LEADER IN COLD STORAGE DOORS.

Cold Storage Doors

Mark IV® Horizontal Sliding Doors

JAMISON'S MOST POPULAR DOOR

Overview

The Powertron® Operator is the most popular power operator in the history of cold storage. Tested trouble-free through more than two million opening/closing cycles.

The Diamond-Trac® Roller System dramatically revolutionized the industry with its engineered patented system eliciting rave reviews from industry experts and customers. It permits a smooth, quiet gliding action unrivaled in any door of its type. Its superior sealing ability is due to its down-and-in motion that pushes the door tightly against the gasketed casing and floor.

Features:

- ➔ Extruded aluminum door frame provides strength superior to wood
- ➔ Standard panels are white, stucco-embossed #26 gauge galvanized steel, front and back
- ➔ Reversing edge is included with built-in sensing switch
- ➔ Tear resistant adjustable frame gaskets
- ➔ 5-year limited warranty



Single Leaf Horizontal Sliding Manually Operated Door

The single leaf Mark IV manual door is a great option when space is available to slide the door either right or left, and power operation is not required. The great features and benefits of the standard Mark IV door line are included. Standard door panels and face casings are woodless.

Request ADS-201

Single Horizontal Track Manually Operated Door

This door is specifically designed for the passage of meat rail. It meets M.I.D requirements, and can be power or manual. The door is designed for cooler or freezer applications.

Contact Factory for Information

Bi-Parting Horizontal Sliding Manually Operated Door

The bi-parting Mark IV manual door is used when there is limited space on either side of a doorway to slide a single panel door. The door has all of the standard features and benefits of the Mark IV door line. The door panels and face casings are woodless.

Request ADS-201A



Bi-Parting Horizontal Sliding Power Operated Door

Jamison's most popular door offers unique designs, features, and benefits that keep it in high demand throughout the industry. Our standard door panels and face casings are woodless.

Request ADS-200

Bi-Parting Horizontal Sliding Power Operated Door "DS Series"

Our DS (dual speed) Mark IV door offers all of the great features and benefits of our standard Mark IV door with the high speed option included. The dual speed opens the door at 80" per second and closes at 40" per second. Woodless door panels and face casings are included.

Request ADS-200A

Single-Leaf Horizontal Power Operated Door

The single leaf Mark IV door is a great option to improve the efficiency over manual sliding doors. It includes the same range of features and benefits as the standard Mark IV door line. Woodless door panels and face casings are included.

Request ADS-200B



Bi-Parting Power Fiberglass

The bi-parting Mark IV fiberglass door is ideal for harsh environments and other food processing applications. This door would be chosen when a single slide door would not have room to slide open on either side of the opening. The same great Mark IV features and benefits are applied to this door.

Request ADS-200D

Single Manual Fiberglass

The single Mark IV fiberglass door is selected when space is available to slide the door open on either side of the opening. A good choice for harsh environments and food processing applications, this door can be furnished with the same great features and benefits of our Mark IV door line.

Request ADS-200E

Single Manual Fiberglass Track Door

This fiberglass door is designed for the passage of meat rail in cooler or freezer applications. Finishing options include Glasbord and sheet plastic. Features and benefits of the Mark IV door line are applied to this door.

Contact Factory for Information

Cold Storage Doors

Mark IV® Food Pro Doors

Overview

With a Powertron® DS Operator, the Food Pro double-leaf door opens 80" a second, and opens a 40" single-leaf door in just one second. Its incredibly smooth and quiet operation is unmatched in the industry. Our standard door panels and face casings are woodless.

Features

- ➔ Chain and chain lock assembly
- ➔ Stay roller/strafing bar
- ➔ NEMA 4X Control Panel
- ➔ Sensitive edge retainer
- ➔ Trolley wheels
- ➔ Leading and trailing edge wedge
- ➔ Gasket assembly/retainer
- ➔ Carrier, track assembly, and ramp
- ➔ Powder-coated front and rear door pulls
- ➔ Woodless door panels and face casings

Request ADS-200C



Stay Roller/Strafing Bar

Chain Lock Assembly

NEMA 4X Control Panel

Cold Storage Doors

Vertical/Overhead Sliders

Overview

A favorite of industry experts, Jamison's Vertical and Overhead Sliders are extremely versatile with design configurations for virtually any application. These doors are equipped with a unique "down-and-in" joggle track system that assures friction-free operation until the last few inches of travel in the closing cycle. Additionally, our vertical and overhead doors employ an automatic locking top latch and counter-balance system for secure, finger-tip operation.

With track and angles preassembled on our casings, installation is quick and easy, and closer positioning of doorways also provides critical floor and wall space savings.

Features

- ➔ Door is filled with 4" Jamison foamed-in-place non-CFC polyurethane insulation, with an R Value of 32 at 20° F
- ➔ Extruded aluminum structure provides superior strength
- ➔ Standard panels are white, stucco-embossed #26 gauge galvanized steel, front and back
- ➔ Adjustable gaskets at sides and head of frame are polyester reinforced
- ➔ Hardware is power-operated or manually-operated

Vertical Slide Request ADS-202

Overhead Request ADS-203



Overhead Power Operated Door

Overhead Manual High Lift Door

Vertical Sliding Power Door

Cold Storage Doors

Versaflex® Doors

Overview

The VersaFlex® was specially-designed with every component being a part of the hittable process. Using Jamison's patented Shearflow™ technology, panels are constructed with internal layers that move independently when struck. The Shearflow design reduces its normal rigidity by 75%, yielding to the impact without damaging the panel or door components.

Features

- Superior trailing edge assembly for excellent door seal
- The Living Hinge—Panels are independent of carrier
- The Highest R-Value for a hittable door—Select from R10 to R32
- The industry's best operator—select between the dual speed Powertron® or the Powertron Digital Controller.
- Retrofittable panels—Exchange your Jamison Mark IV hard door panels with flexible VersaFlex hittable panels.

Request ADS-220



UNIQUE PANEL DESIGN



Cold Storage Doors

Plyfoam® I Swing Doors

Overview

Plyfoam® I Doors are reliable, durable, and tight sealing. They are easy-to-install and can be ordered in a wide array of sizes, styles, and options. All hardware is corrosion-resistant.

Plyfoam® I Doors are equipped with a padlockable safety release latch and have an optional kick plate for added protection.

Features

- Pre-painted white door panel constructed with #26 gauge galvanized, stucco-embossed steel, or stainless steel
- Filled with 4" Jamison non-CFC polyurethane insulation
- Minimum R value of 32 at 20° F for 4" doors per ASTM C-518
- Clad frame to match the panel
- Many available options

Request ADS 106, 106A, or 106F



Plyfoam Doors
Request ADS-106

Plyfoam Double Cooler and Freezer Doors
Request ADS-106F

Plyfoam Track Doors
Request ADS-106A

Cold Storage Doors

Plyfoam® II Doors

Overview

The Plyfoam® II cooler and freezer door model has set the standard in swinging doors. Frame is flush with the floor line, meaning there is no sill to embed in concrete, and is clad to match the panel. Self-rising hinges actually lift the door when opened, reducing gasket wear and eliminating the need for sloped floors. The sweep-type sill gasket also prevents thermal infiltration.

Plyfoam® II Doors are reliable, durable, and tight sealing. They are easy-to-install and can be ordered in a wide array of styles and options.

Features

- Pre-painted white door panel is constructed with #26 gauge galvanized, stucco-embossed steel
- R Value of 32 at 20° F
- The door is filled with 4" Jamison non-CFC polyurethane insulation
- Padlockable safety release latch and optional kick plate for added protection
- All hardware is corrosion-resistant

Request ADS-104



Cold Storage Doors

Jamolite® Doors

Overview

Jamison's Jamolite II® Doors offer the sleek, efficient design that is sometimes a major consideration when selecting the perfect door. The molded plastic door provides a clean and modern appearance, with white as the standard and optional colors available.

The stainless steel-clad casing frame provides attractive installation and easy maintenance.

Features

- FRP panel construction has an R Value of 32 for a 4" door
- Sweep-type sill gasket along the floor prevents thermal infiltration
- A kick plate is optional for added protection
- Cam lift hinges allow the door to rise while opening
- Reduced sill wiper gasket wear and eliminated need for a sloped floor

Request ADS-105



Cold Storage Doors

Specialty Doors

Overview

For over 110 years, industry professionals have turned to Jamison engineering and manufacturing to solve many difficult applications. This in turn has led to the development and expansion of products as well as the continued broadening of experience and knowledge to be applied to new challenges. Each job is thoroughly researched, from the initial inquiry to final installation.



Retail Pro® Doors

- Single-leaf manually-operated horizontal retail slider
- Freezer or cooler
- White Metal clad finish
- Diamond-Trac® System
- One-year limited warranty

Request ADS-225

Windload® Doors

- Fully-tested pressure-resistant doors in five models
- Meets ASTM E330-97
- Larger, heavy-duty latches
- Manual lockdown systems
- Additional 10 gauge internal steel bracing

Request Windload Doors Brochure

JamoClear®

- Transparent acrylic door with stainless steel frame
- Ideal for food service
- Cooler applications
- Corrosion-resistant hardware

Request ADS-109



Banana Room

- "No-slam" latch designed to protect against shock to room instrumentation
- All steel style
- Single or double leaf options

Request ADS-111

Banana Room Series 50" Type Metal Clad Door

- Seals extremely well
- "No-slam" latch designed to protect against shock to room instrumentation
- Metal clad style
- Single or double leaf options
- For door sizes over 14'0" height in clear

Request ADS-111A

FireTemp

- Three-hour UL fire rated for manual door
- Single horizontal slide
- Cooler or freezer
- Power door available (without label)

Request ADS-120



Smokehouse

- All-steel construction
- For use in high-temperature applications
- "No-slam" latch designed to protect against shock to room instrumentation
- Single or double leaf

Request ADS-110

Mark IV®/CA Controlled Atmosphere

- For use in ripening coolers
- Airtight seal
- Ideal for long-term storage

Request ADS-201B

Classic Raised Panel Wood Pub Door

- Cooler Only
- Size 3'0" x 7'0" x 4"
- Classic raised panel design front in solid oak with corner guard
- 24 gauge #4 polished stainless steel back and edges
- Hardware on front is Art Deco style Jamison "JR" Hinges and Jamison "W2" Heavy-Duty Fastener with inside release in polished manganese bronze finish. Hardware on back consists of push rod and door pull, chrome finish
- Standard 4"-R" Value 32, Jamifoam Insulation
- Standard 1 1/2" thick Oak Veneer plywood casing frame stained to match door front
- Three finishes available; light, medium, and dark oak

Request Pub Door Brochure



Jamotuf


Fiberglass Architectural Style Doors & Frames

Jamison Door Company introduced their first fiberglass door with the manufacture of the Jamolite product line in 1958. Now with nearly 60 years of experience creating and perfecting fiberglass doors, Jamison has introduced its subsidiary company, Jamotuf, LLC, specializing in 1-3/4" thick fiberglass doors with fiberglass frame options. The smooth gloss gelcoat surface is exceptionally clean, non-porous, and non-absorptive. Jamotuf doors are durable, low maintenance, and have a lifetime corrosion warranty.

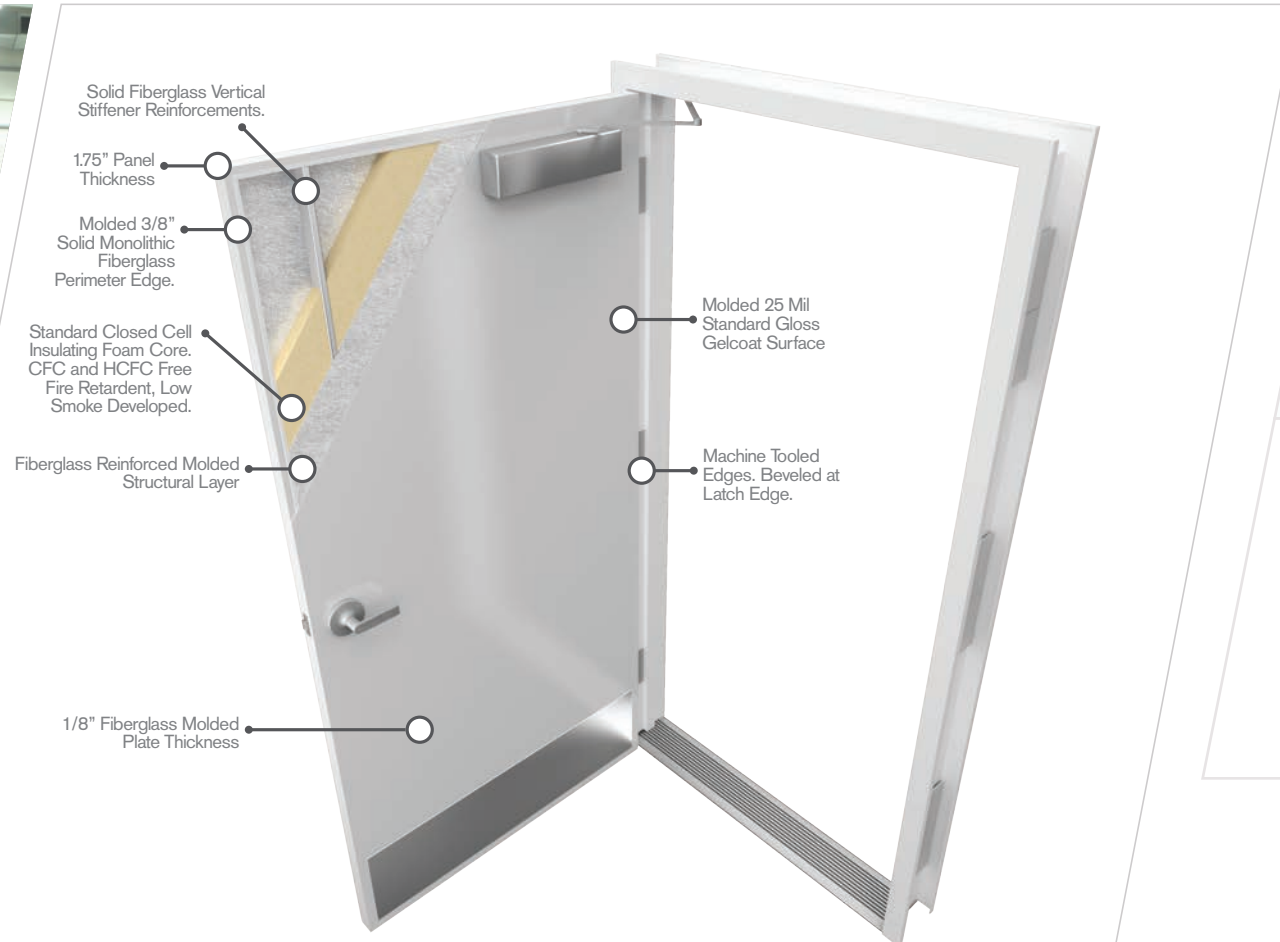

Jamotuf - Jamocor Features

- Monolithic molded construction for a true seamless impermeable outer shell
- Molecular crosslinking of all six sides of the door ensures integrity of the seamless design
- Outer shell is press-molded to composite core materials for a variety of applications and designs
- A wide range of hardware preps or Grade 1 hardware accessories
- Installation of factory-supplied finish hardware available

Standard Colors Available



Additional color options available. Color representations are subject to electronic copy, sheen, and lot to lot variations. Actual product may vary.



PROVIDING PEACE OF MIND IN THE MOST DEMANDING ENVIRONMENTS.



BMP

BMP High Speed Fabric and Rollup Doors

Jamison has partnered with the fastest growing performance fabric and steel door manufacturer in the world, BMP, to manufacture a broad range of industrial, retail, pharmaceutical, and food doors. Customers receive Jamison BMP's innovative dependable designs delivered by Jamison's world class engineering, manufacturing, and customer service.

Features

- Fast with standard opening speeds up to 100" a second for most sizes
- Safe with a soft bottom edge as standard, unlike hard rigid bottom edges of most manufacturers
- Automatically resets for most hits due to the track reset notch positioned at the top of the opening
- Use of materials not requiring lubricated tracks
- Injection molded teeth that stay on the curtain unlike mechanically fastened teeth



EXTREMELY FAST, EXTREMELY SAFE, SELF-REPAIRING



BMP

DynamicRoll® Doors

Overview

DynamicRoll® high-speed soft bottom edge doors are fast, self-repairing, easy to clean, and completely safe. Quiet operations occur and minimal maintenance is necessary. If the door curtain comes out of its guides (for example, in the event of impact with a forklift) the system will automatically reset the curtain back into the guide on the next open cycle.

Features

- ➔ Up to 100" per second
- ➔ Inverter and Encoder standard
- ➔ Oil-free guides allow doors to withstand wind loads when closed
- ➔ Wireless safety edge or wired unroll sensor
- ➔ Low profile side columns with photo eyes mounted inside them

Request ADS-301

TECHNICAL DATA	
Maximum door size (W x H)	21 x 17 ft
Opening speed	<220 ft² up to 100 in/ sec ≥220 ft² up to 50 in/ sec
Closing speed	<220 ft² 24 in/ sec ≥220 ft² 12 in/sec
Wind load EN 12424	Class
w 118 x 118 in	4
w 157 x 157 in	3
w 197 x 197 in	2
Power Supply	208 VAC 3P 230 VAC 3P 460 VAC 3P 575 VAC 3P MTH transformer
Frequency	60 Hz
Drive Control	Inverter
Limit positioning	Encoder
Curtain	35 oz/yd ²
Safety edge EN 13241	Wireless
Performance cycles EN 12604	1,000,000



BMP

DynamicRoll® Stainless Doors

Overview

At the heart of the DynamicRoll® door design is our innovative curtain edge that firmly holds the curtain into the side guides. If impacted, the curtain will release from the side guide and automatically reset on the next door cycle. Because there are no metal parts within the curtain design, damage is kept to a minimum.

DynamicRoll® side columns are made from stainless steel. Modular construction allows easy interchange of door parts. If the door curtain comes out of its guides (for example, in the event of impact with a forklift) the system will automatically reset the curtain back into the guide on the next open cycle. DynamicRoll® high-speed soft bottom edge doors are fast, self-repairing, easy to clean, and completely safe.

Features

- ➔ Up to 100" per second
- ➔ Inverter and Encoder standard
- ➔ Oil-free guides allow doors to withstand wind loads when closed
- ➔ Wireless safety edge or wired unroll sensor
- ➔ Stainless finish

Request ADS-301

TECHNICAL DATA	
Maximum door size (W x H)	21 x 17 ft
Opening speed	<220 ft² up to 100 in/ sec ≥220 ft² up to 50 in/ sec
Closing speed	<220 ft² 24 in/ sec ≥220 ft² 12 in/sec
Wind load EN 12424	Class
w 118 x 118 in	4
w 157 x 157 in	3
w 197 x 197 in	2
Power Supply	208 VAC 3P 230 VAC 3P 460 VAC 3P 575 VAC 3P MTH transformer
Frequency	60 Hz
Drive Control	Inverter
Limit positioning	Encoder
Curtain	35 oz/yd ²
Safety edge EN 13241	Wireless
Performance cycles EN 12604	1,000,000



BMP

DynamicRoll® Food PE Doors

Overview

DynamicRoll® Food PE (polyethylene) doors are designed for heavy washdown. DynamicRoll® Food PE columns are made from stainless steel. These doors are designed for internal applications where hygiene is essential. Modular construction allows easy interchange of door parts.

The door design is our innovative curtain edge that firmly holds the curtain into the side guides. If impacted, the curtain will release from the side guide and automatically reset on the next door cycle. Because there are no metal parts within the curtain design, damage is kept to a minimum. DynamicRoll® Food PE high-speed soft bottom edge doors are fast, self-repairing, easy to clean, and completely safe.

Features

- ➔ Up to 100" per second
- ➔ Side frames and header bearing brackets are solid polyethylene - no voids
- ➔ Oil-free guides
- ➔ Resistive wireless safety edge or unroll sensor
- ➔ Low profile side columns

Request ADS-307

TECHNICAL DATA

Maximum door size (W x H)	14' x 12'6"
Opening speed	Up to 100 in/sec*
Closing speed	32 in/sec
Wind load EN 12424	Class 1
Power Supply	208 VAC 3P 230 VAC 3P 460 VAC 3P
Frequency	60 Hz
Drive Control	Inverter
Limit positioning	Encoder
Curtain	35 oz/yd ²
Safety edge EN 13241	Top sensor
Frame	Polyethylene with stainless steel accessories
Performance cycles EN 12604	1,000,000

*(depending on operator)



BMP

DynamicRoll® Clean Room Doors

Overview

DynamicRoll® Clean high-speed doors are self-repairing, meaning if the door curtain comes out of their guides (for example, in the event of impact with a forklift) the system will automatically reset the curtain back into the guide on the next close cycle.

Our proven reliable curtain design firmly holds the curtain into the side guides. Frame and all covers are stainless steel as standard, and since there are no metal parts within the curtain design, damage is kept to a minimum. A double ballasted bottom edge ensures there is always a good seal to the floor.

Features

- ➔ Hood and motor cover included
- ➔ 1500 g/m² antistatic curtain

Request ADS-301

TECHNICAL DATA

Maximum door size (W x H)	13 x 13 ft
Opening speed	100 in/sec*
Closing speed	32 in/sec
Wind load EN 12424	Class 1
Permeability air EN 12426 EN 12427	3
Power Supply	208 VAC 3P 230 VAC 3P 460 VAC 3P
Frequency	60 Hz
Drive Control	Inverter
Limit positioning	Encoder
Curtain	FDA 72 oz/yd ²
Safety edge EN 13241	Top sensor**
Performance cycles EN 12604	1,000,000

*(depending on door size) **Option



BMP

DynamicRoll® Retail Doors

Overview

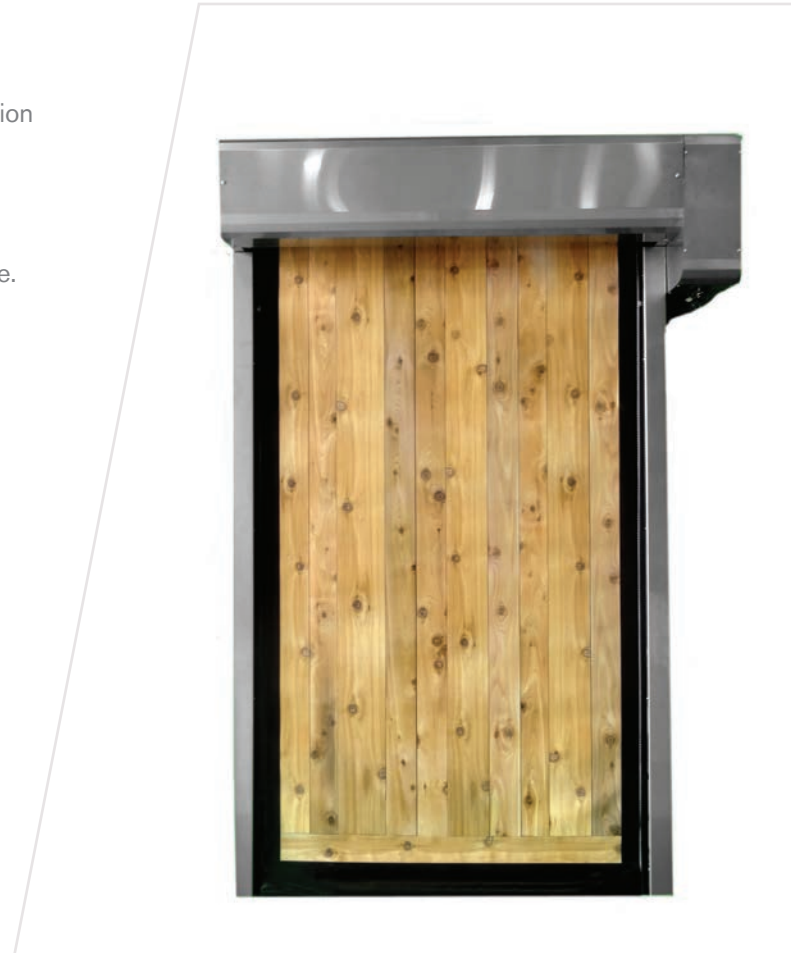
DynamicRoll® Retail Door columns are made from galvanized steel, or can be custom-ordered in stainless steel and painted various RAL colors. Modular construction allows easy interchange of door parts. Custom window and full digital print solutions are available.

DynamicRoll® Retail high-speed soft bottom edge doors are fast, self-repairing, easy to clean, and completely safe.

Features

- ➔ Up to 100" per second
- ➔ Oil-free guides allow doors to withstand wind loads
- ➔ Soft-touch bottom edge/bottom rail
- ➔ Photo eyes mounted inside low profile side columns
- ➔ Minimal maintenance and quiet operation

Request ADS-307



TECHNICAL DATA	
Maximum door size (W x H)	13 x 13 ft
Opening speed	100 in/sec*
Closing speed	32 in/sec
Wind load EN 12424	Class 1
Open	Automatic
Power Supply	208 VAC 3P 230 VAC 3P 460 VAC 3P
Frequency	60 Hz
Drive Control	Inverter
Limit positioning	Encoder
Curtain	.035 in – 35 oz/yd ²
Safety edge EN 13241	Wireless
Performance cycles EN 12604	1,000,000

*(depending on door size)



BMP

DynamicRoll® Frigo 2 Doors

Overview

The key to the DynamicRoll® Frigo 2 is our innovative double curtain low energy cost design. When closed, the two curtains create a dead air space that is then treated with a small amount of heated air. This allows the curtains to remain frost free at the lowest energy expense. It also allows it to be either warm side or cold side mounted.

There is minimal maintenance required with the quietly operating door. Frigo 2 Freezer high-speed, soft bottom edge doors are fast, self-repairing, easy to clean, and completely safe.

Features

- ➔ Up to 100" per second
- ➔ Inverter and Encoder standard
- ➔ Oil-free guides allow doors to withstand wind loads
- ➔ Wireless safety edge or unroll sensor
- ➔ Prewired control panel

Request ADS-305



TECHNICAL DATA	
Maximum door size (W x H)	12 x 17 ft
Opening speed	≤ 110 ft² up to 100 in/sec > 110 ft² up to 50 in/sec
Closing speed	32 in/sec
Wind load EN 12424	Class 1
Power Supply	208 VAC 3P 230 VAC 3P 460 VAC 3P
Frequency	60 Hz
Control Box	Inverter
Drive	Encoder
Telo PVC/Curtain	35 oz/yd ²
Safety edge	Wireless
Performance cycles EN 12604	1,000,000
Distance between curtain	10 in

*(depending on door size)

Transformer supplied for heated blower.



BMP Pack Doors

Overview

Pack Doors are the optimal solution for large openings to help reduce heat loss. This door has a self-supporting modular design for continual use, can be installed inside or outside of buildings, and has a simple modular design making for a fast and easy installation.

The strong belted opening system and self-supporting structure (up to 22'6") ensures maximum functionality even for large dimensions and high wind loads. The door design consists of a U-shaped column section finished with a rubber seal on each side to protect the curtain when operating.

Features

- Wireless resistive safety edge
- 35oz vinyl Curtain with seven standard colors
- Frame and all covers are galvanized as standard
- Stainless steel and painted frames and covers (optional)
- Manual release handle as standard

TECHNICAL DATA	
Maximum door size (W x H)	65 x 33 ft
Opening speed	40 in/sec*
Closing speed	40 in/sec
Wind load EN 12424	Class
w 118 x 118 in	4
w 197 x 197 in	3
w 276 x 197 in	2
.....	1
Power Supply	208 VAC 3P 230 VAC 3P 460 VAC 3P
Frequency	60 Hz
Drive Control	Contactora
Limit positioning	Mechanical switch
Curtain	.035 in – 35 oz/yd ²
Safety edge EN 13241	Wireless
Performance cycles EN 12604	1,000,000

*depending on door size)



BMP Mega Pack Doors

Overview

Mega Pack Doors are the ideal solution for very large openings to help reduce heat loss. This door is ideal for industrial environments designed for material handling. This door has a self-supporting modular design for continual use, can be installed inside or outside of buildings, and has a simple modular design making for a fast and easy installation.

Mega Pack Doors consist of a frame made of steel bars covered with PVC that are able to withstand very strong winds. The resistive safety edge fitted to the bottom edge of the door and its barriers make this product extremely flexible, which is ideal for frequent and safe opening and closing operations.

Features

- U-shaped column section to protect curtain during operation
- Stainless steel and painted frames and covers (optional)
- High thermal conductivity
- Great versatility, flexibility, and structural strength
- Proven reliable design and quick lead times

TECHNICAL DATA	
Maximum door size (W x H)	115 x 98 ft
Opening speed	12 in/sec*
Closing speed	12 in/sec
Wind load EN 12424	Class 3
Open	Automatic
Close	Dead man
Power Supply	208 VAC 3P 230 VAC 3P 460 VAC 3P
Frequency	60 Hz
Drive Control	Contactora
Limit positioning	Mechanical
Curtain	.035 in – 35 oz/yd ²
Safety edge EN 13241	Wireless**
Performance cycles EN 12604	1,000,000

*depending on door size) **Option



BMP

Crane Doors

Overview

Crane Doors are rapid self-repairing roll-up doors that are the technological evolution of old PVC stripes or folding doors. These are ideal for fast and continuous pass-thru applications.

Applications include companies requiring crane infrastructure to move goods indoor/indoor or outdoor/outdoor. The superior workmanship of this door allows for the "mobile infill" of the passage of the crane when it is not "in activity", thus avoiding wind noise or anything else that causes disturbance.

Features

- ➔ Made of PVC sheet with longitudinal stiffening bars that are wind resistant
- ➔ Has a perimeter galvanized steel U-shape wall
- ➔ Designed to accommodate the sliding of the cloth
- ➔ Door screen allows for the company logo or any other personalization
- ➔ Unique design that cannot be duplicated



TECHNICAL DATA	
Maximum door size (W x H)	65 x 39 ft
Opening speed	12 in/sec*
Closing speed	12 in/sec*
Wind load EN 12424	Class 2
Open	Automatic
Close	Dead man
Power Supply	208 VAC 3P 230 VAC 3P 460 VAC 3P
Frequency	60 Hz
Drive Control	Contactora
Limit positioning	Mechanical
Curtain	.035 in – 35 oz/yd ²
Safety edge EN 13241	Wireless**
Performance cycles EN 12604	1,000,000

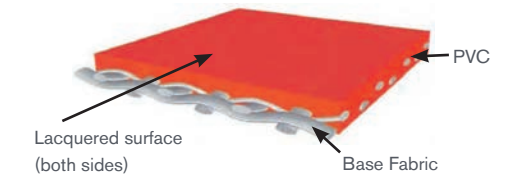
*(depending on door size) **Option



BMP

Technical Data

TYPE OF COATING AND FINISH			
Type of coating	PVC		
Finish	both sides lacquered		
Flame spread	ISO 3795 < 3.94 in/min <		
Total weight	35/38	oz/yd ²	DIN EN ISO 2286-2
Tensile strength warp/weft	491/457	lb/in	DIN EN ISO 1421/V1
Tear strength warp/weft	112/112	lb	DIN 53363
Adhesion	11/4	lb/in	LB 3.04-1
Cold resistance	-40	°F	DIN EN 1876-1
High temperature	158	°F	LB 3. 15
Light fastness	>6	Note, Value	DIN EN ISO 105 B02
Crack resistance	no cracks	100000	DIN 53359 A
Base Fabric			
Material	PES		DIN ISO 2076
Yarn count	1100	dtex	DIN ISO 2060
Weave	P 2/2		
Remarks	Complies with DIN EN 12641-2		



AVAILABLE CLOTH COLORS .035 in / 35 oz/yd



	STANDARD PRODUCTION							STANDARD ACCESSORIES							
	Frame stainless 304	Inverter	Contactora	Rectangular window	Oval window	Vertical full vision	Curtain g/mq	Front mounted motor	Flashing	Safety wireless	Cover motor/shaft	Control box stainless	External push button	Pre-wiring	Crank release
Dynamic Roll	0	√	X	0	0	√	1300	0	0	√	√	0	0	0	√
Clean Room	√	√	X	0	0	0	1500 FDA	0	0	0	√	0	0	0	√
Pack	0	X	√	X	√	X	900	√	√	√	√	0	0	0	√
Food	√	√	X	√	√	0	1300	0	√	0	0	0	0	0	√
Frigo 2	0	√	X	X	X	X	1300	X	√	√	√	√	√	√	√

√ = Standard
0 = Option
X = No

HCR

HCR® Air Doors Overview

The World Leader in Re-Circulatory Air Door Technology

In 1974, the founders of HCR set out to find a better solution for moving traffic through cooler and freezer doors. Using a completely fresh engineering approach and the principles of psychrometrics, the refrigeration engineers at HCR developed new technologies that pioneered the re-circulatory air door industry.

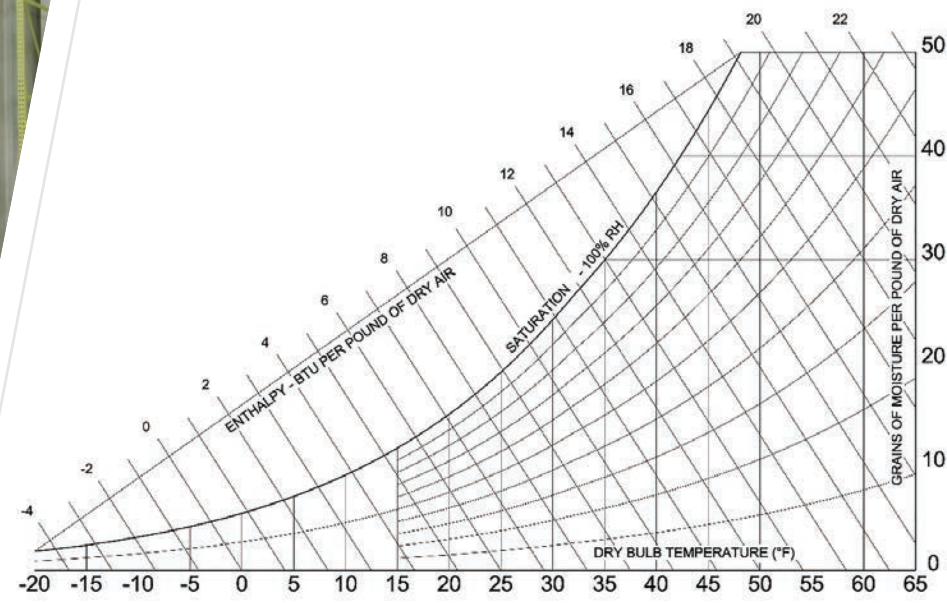
Today, with more than 40 years of field experience, HCR has gone from the drawing board to application, from a basic idea to reality and has proven itself with thousands of successful installations worldwide. HCR doors can be found inside the facilities of the largest, most demanding and cost conscious grocery and food distribution centers, food processing plants, refrigerated warehouses, and retail grocery stores. HCR is the only air door manufacturer to have independent third party test results to back up their claims.

Features

- Elimination of frost and ice
- Dramatic reduction of infiltration and exfiltration
- Majorly reduced safety concerns
- Remarkably increased productivity
- Reduced doorway maintenance costs
- Better temperature control
- Consistent temperatures maintained throughout facility
- Elimination of moving door parts



Psychrometrics Chart



HCR

AC Doors

Overview

Model AC is HCR's basic unit—Horizontal, Curvilinear, and Re-circulatory. Its air stream produces counter-flow forces equal and opposite to the two-way flow-through forces caused by air temperature differences. This unit maintains temperatures in open doorways between cooler-to-cooler, cooler-to-ambient, and freezer-to-freezer open environments.

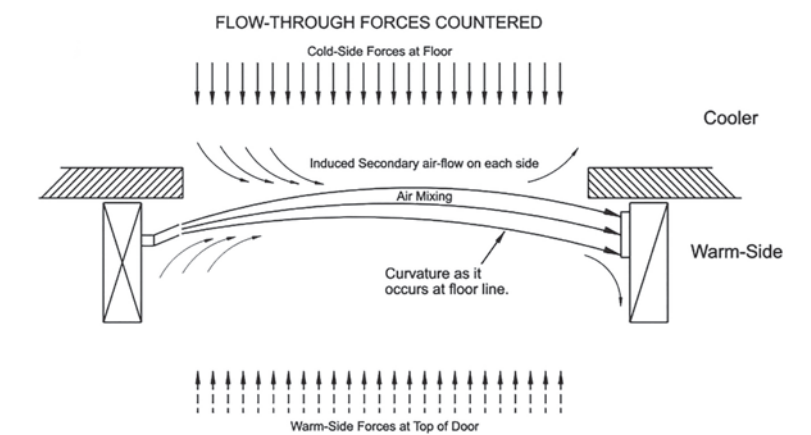
Features

- Remarkably increased energy savings
- Significantly reduced two-way air exchange
- Greatly diminished air infiltration
- Mixed air at the interface between room air and the air curtain's air stream
- Wide open environment with maintained temperature
- Can be used between two freezers without requiring any heat

Request ADS-400



Air Flow Patterns of the AC



HCR CAC Doors

Overview

The Model CAC Air Curtain is for applications where temperatures and humidity exceed the limits of our Model AC. A heater unit is added to condition the air as it mixes inside the vestibule. The Model CAC automatically adjusts as conditions change to optimize performance and reduce energy consumption.

With the use of HCR sensors and software, Model CAC can be integrated into a facility's refrigeration control and monitoring system. This allows not only remote monitoring, but remote adjusting of the HCR equipment.

Features

- Single nozzle and intake
- Proprietary nozzle design
- Greatly diminished air and moisture infiltration
- Powder coated steel
- Metal clad insulation when required
- PLC controls when required

Request ADS-400



HCR NPAC Doors

Overview

The basic NPAC model is made to counteract the one-way flow-through forces caused by negative building pressure or by wind effects.

Features

- Single nozzle and intake
- Proprietary nozzle design
- Greatly diminished one-way air flow caused by building air imbalances
- Powder coated steel
- Metal clad insulation when required
- PLC controls when required

Request ADS-403



HCR

DCAV Doors

Overview

The Model DCAV uses two re-circulatory air curtains, creating an air vestibule between the two air streams where the air is captured and treated to a non-frost, non-fog state. The Model DCAV automatically adjusts as conditions change to optimize performance and reduce energy consumption. As a result, refrigeration loss is reduced and refrigeration cycle efficiency is improved. Warehouse productivity dramatically increases.

With the use of HCR sensors and software, Model DCAV can be integrated into a facility's refrigeration control and monitoring system. This allows not only remote monitoring, but remote adjusting of the HCR equipment, thus reducing maintenance costs.

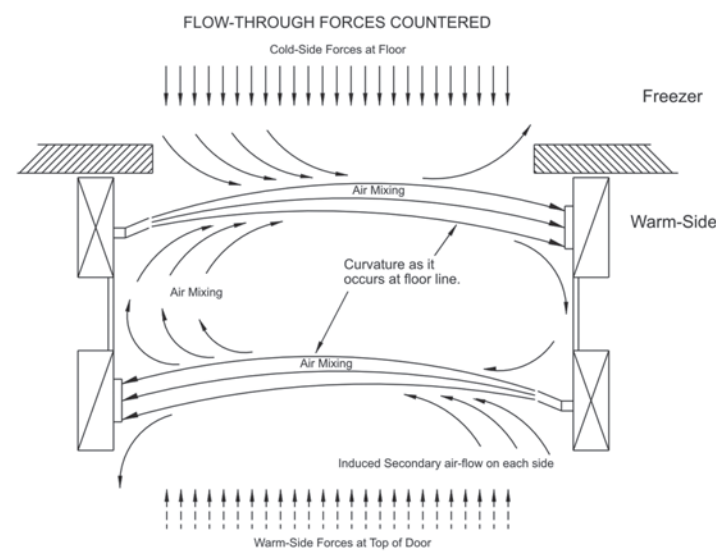
Features

- ➔ No frost, fog or icing
- ➔ Eliminated safety hazards
- ➔ No haze within cold room
- ➔ Reduced coil defrosting burden
- ➔ Existing frost build-up is sublimated
- ➔ PLC controls when required

Request ADS-401



Air Flow Patterns of the HCR DCAV



HCR

3CAV Doors

Overview

The Model 3CAV is primarily used between rooms with extreme temperature differences and very high traffic. The frost elimination cycle is similar to the Model DCAV, but the additional vestibule improves efficiency as well as increases the model's temperature range applicability. Due to the reduced moisture gains, no frost, fog, or icing will be present and existing frost build-up will be sublimated. The Model 3CAV automatically adjusts as conditions change to optimize performance and reduce energy consumption.

With the use of HCR sensors and software, Model 3CAV can be integrated into a facility's refrigeration control and monitoring system. This allows both remote monitoring and remote adjusting of the HCR equipment. With the vision of a wide open doorway, safety hazards are eliminated while facility output is maximized.

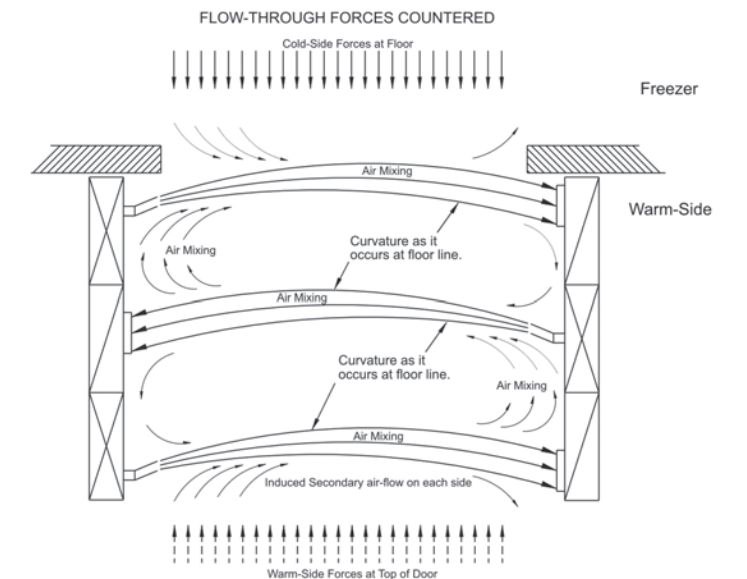
Features

- ➔ Reduced refrigeration loss
- ➔ Less coil defrosting burden
- ➔ No haze within cold room
- ➔ Lowered maintenance costs
- ➔ Improved refrigeration cycle efficiency
- ➔ PLC controls when required

Request ADS-402



Air Flow Patterns of the HCR 3CAV



HCR

Hybrid - AC/CAC & Versaflex® Doors

Overview

Achieve the next level of efficiency by adding an HCR Model AC or CAC to your existing door. Perfect for high-traffic doorways where ice and infiltration are a challenge, an HCR Air Door provides another layer of protection to assure that the opening remains accessible for workflow, yet closed for costly air infiltration and energy efficiency. The energy efficiency of an insulated Hittable Bi-Parting or Single Sliding Door will be maximized.

Features

- ➔ Remarkably reduced moisture infiltration
- ➔ Significantly reduced air exchange between rooms of differing temperature
- ➔ AC and CAC is retrofittable to existing Bi-Parting or Single Sliding Doors
- ➔ Additional air doors can be added to keep maximizing energy efficiency
- ➔ Cold side mounts

Request Hybrid Doors Brochure



HCR

Hybrid - AC/CAC & Fabric Roll-Up Doors

Overview

By combining an air door with your currently installed door, you are assuring an efficient air block when your hard door is open, reducing cold air loss and decreasing the problems associated with high-traffic openings, such as ice and safety concerns. Additional air doors can be added in a modular process to keep maximizing energy efficiency as door open time increases.

Features

- ➔ Energy efficiency of a roll-up door is maximized
- ➔ Effectively reduced moisture infiltration
- ➔ Significantly reduced air exchange between rooms of differing temperature
- ➔ HCR Model AC and CAC is retrofittable to existing roll-up doors of any brand
- ➔ Cold side mounts

Request Hybrid Doors Brochure



HCR

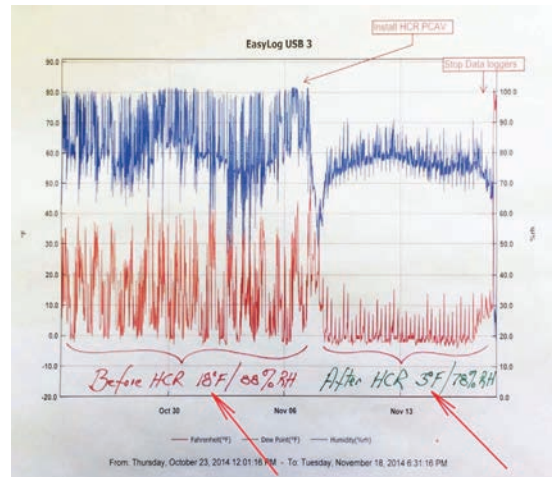
PCAV® Push-Thru Freezer Vestibule

Overview

The HCR PCAV Air Door is an air vestibule that dramatically reduces moisture infiltration into walk-in freezers. It is designed to hold design temperatures and eliminate the extreme temperature fluctuations caused by employees leaving the door open to load or unload product. The Air Door also eliminates ice problems, resulting in less evaporator maintenance, less general ice cleanup, and a much safer work environment while providing a quick return on investment.

Features

- Reduced defrost cycles by 50 to 75%
- Prevents extreme temperature fluctuations
- Dramatically reduced refrigeration equipment maintenance costs
- Removed slip hazards for a safer employee environment
- Decreased clean up labor



Request PCAV Brochure



HCR

S-PCAV Push-Thru Freezer Vestibule

Overview

The S-PCAV has all structural components within a protective structural steel unit. It has CFD designed intake and discharge assemblies. The self-supporting unit is powder-coated to the color of your choice with quick, easy installation.

Features

- Self-supporting 3-piece construction and no bollard protection required
- 1/4" powder coated steel or 14 gauge stainless
- Reduced moisture infiltration and temperature loss
- No ice build-up – ensuring consistent temperatures and equipment integrity
- Models in stock for quick delivery



HCR

ECAV and ASSD Doors

ECAV Frost-Free Airllok-Door™

Strip curtains can be added to all HCR models for even greater efficiency in the conditioning process. The Model ECAV consists of two fast-acting strip doors that create a vestibule for conditioning air and an electrically or hot-gas heated anti-frost air-conditioning (AFC) section with automatic temperature control. The ECAV is designed for medium-to light-traffic freezers and high humidity situations and measures approximately 28.5" in the direction of travel.


Request ADS-375

ASSD


The Model ASSD is a swift opening and closing motorized strip-door recommended for doorways subjected to infiltration due to temperature differences. Actuated by HCR's "air-slicing" type motion detectors, strip-door operation is easily adjusted to suit traffic speed.

- ➔ May be mounted inside the doorway or within the door jamb
- ➔ Fully-lapped fixed strips retain 95% effectiveness
- ➔ Clear plastic strips significantly outlast push-through strips
- ➔ For negative pressure applications under one mph flow-through velocity
- ➔ Can be used between two freezers without requiring any heat

Contact Factory for Information



ECAV



ASSD



ECAV

HCR

MCAC - Conveyors

MCAC Miniature Conditioned-Air Curtain


The temperature differences at conveyor openings, if unprotected, are subject to the same problems as regular doorways. Prevent air infiltration, frost, and ice buildup by installing HCR equipment designed to work seamlessly with your conveyor system.

Conveyor units are tailored to suit your specific application in coolers, freezers, or ambient temperatures. HCR project managers and engineers will discover every detail to assure the right solution for you.

Contact Factory for Information



HCR
Air Door Options



1. Waste Heat Reclaim

All HCR freezer doorway units can optionally be fitted to include waste heat reclaim coils, making use of the facility's refrigeration waste heat, a by-product of the refrigeration process. Steam or glycol can also be utilized if available. The amount of heat required depends on the doorway size, model selected, and levels of temperature and humidity existing on each side of the opening.

2. Finishes

HCR basic units use powder-coated, cold-rolled steel that is custom fabricated to the specific dimensions of individual openings. HCR units are also available in stainless steel. Powder coating is a method of coating using a powdered plastic resin that is melted onto the unit. Powder coating is usually applied in a single coat, which is very efficient and cost-effective, and provides excellent protection against corrosion.



3. Bollards

HCR manufactures bollards to accompany its units for maximum protection against damage. Bollards are power-coated in safety yellow. (Request bollard spec sheet for details)

4. Installation

Turn-key installation services are provided by HCR. Optional HCR supervised installation can be arranged using the maintenance personnel and equipment located at the facility site.

Notes:

HCR Conditioned Air Door Models

- ➔ AC Air Curtain
- ➔ ASSD Fast Acting Traffic Door
- ➔ CAC-EH Conditioned Air Curtain Electric Heat
- ➔ CAC-CH Conditioned Air Curtain Condenser Heat
- ➔ DCAV-EH Double Conditioned-Air Vestibule Electric Heat
- ➔ DCAV-CH Double Conditioned-Air Vestibule Condenser Heat
- ➔ 3CAV-EH Triple Conditioned-Air Vestibule Electric Heat
- ➔ 3CAV-CH Triple Conditioned-Air Vestibule Condenser Heat
- ➔ ECAV-EH Fast-Acting Airlok-Door™, Electric Heat
- ➔ ECAV-CH Fast-Acting Airlok-Door™, Condenser Heat
- ➔ ECAV/CAC-EH Freezer-to-Ambient Vestibule, Electric Heat
- ➔ ECAV/CAC-CH Freezer-to-Ambient Vestibule, Condenser Heat
- ➔ NPAC-N Negative Pressure Air Curtain (Normal imbalances)
- ➔ NPAC-H Negative Pressure Air Curtain (Large imbalances)
- ➔ PCAV-EH or -CH Push-Thru Conditioned Air Vestibule
- ➔ MCAC Mini-Conditioned Air Curtain

Jamison History

It's no accident that the company known for the best cold storage and specialty doors around is made up of highly skilled engineers, craftsmen, factory staff and office employees who take immense pride in their work. Speaking of pride, Jamison was the first company in the state of Maryland to secure a Union Stamp, and decades later, we still enjoy a successful relationship with the Carpenters and Joiners Union of America.

It doesn't stop there. The Jamison Door family also encompasses a long list of retirees, suppliers, contractors, partners, product enthusiasts – and especially customers – who have made us what we are today. From the bottom of our hearts, we thank you for putting your faith in us.

Our Locations

Jamison Door®
55 JV Jamison Drive
Hagerstown, MD 21740
1-800-532-3667

Jamison HCR®
80207 US Highway 87 West
Lewistown, Montana 59457
1-800-326-7700

Jamison BMP®
9449 Earley Drive
Hagerstown, MD 21740
1-800-532-3667

Jamison Door®
Latinoamerica S. de R. L.
Av. Norte 59 # 880 - B
Col. Industrial Vallejo
02300 Mexico, D.F.
(5255) 5587-5875

Jamison Jamotuf®
10302 Partnership Court
WilliamSPORT, MD 21795
1-800-532-3667

JAMISON

☎ **1-800-JDC-DOOR (1-800-532-3667)**

www.jamisondoor.com